


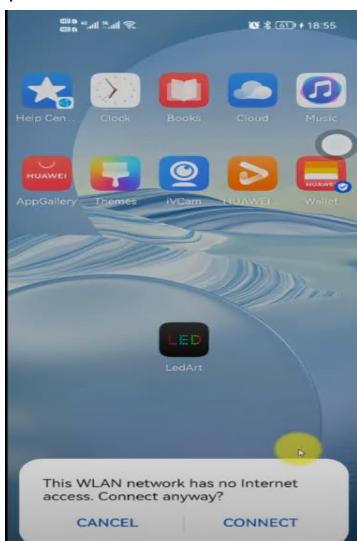
1. open mobile APP Store, search "LEDArt", install



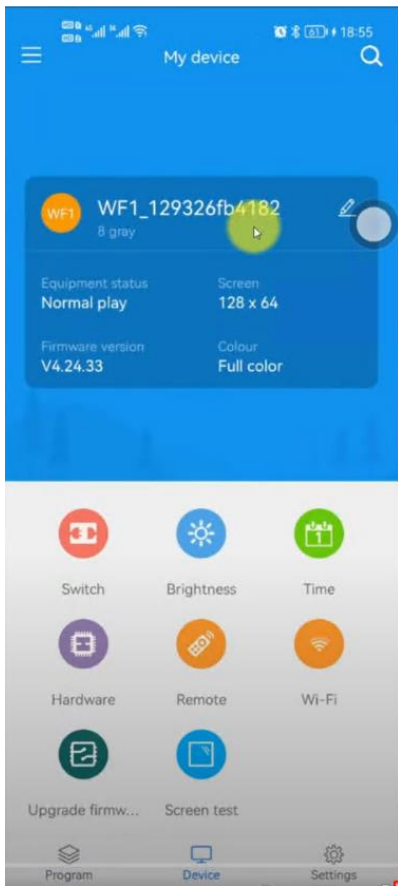
2. open the phone settings-wlan connect to the wifi hotspot of the display
wifi name starts with WF
password 8888888



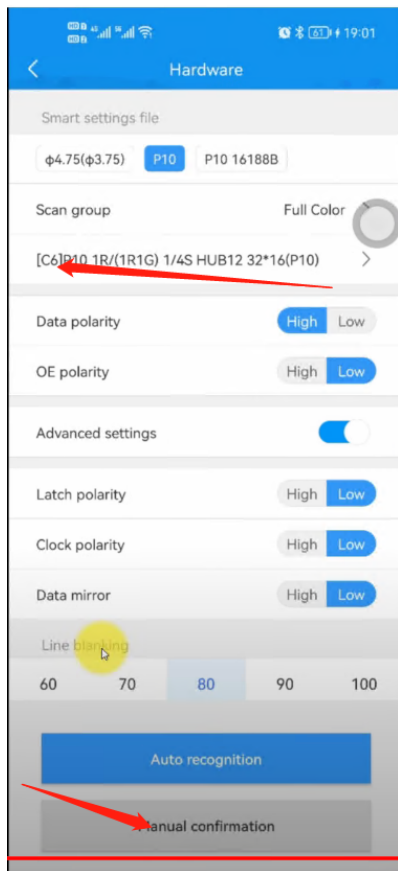
3. when this notification appears on the phone
please choose <CONNECT> to continue



4. open ledart APP, click <Device> button,
Confirm whether it is connected to the LED display, if there is no display
information, please check the network connection



5. Click Hardware,
 Scan group Select parameters starting with **C60**
 Confirm



C60

6. resend program